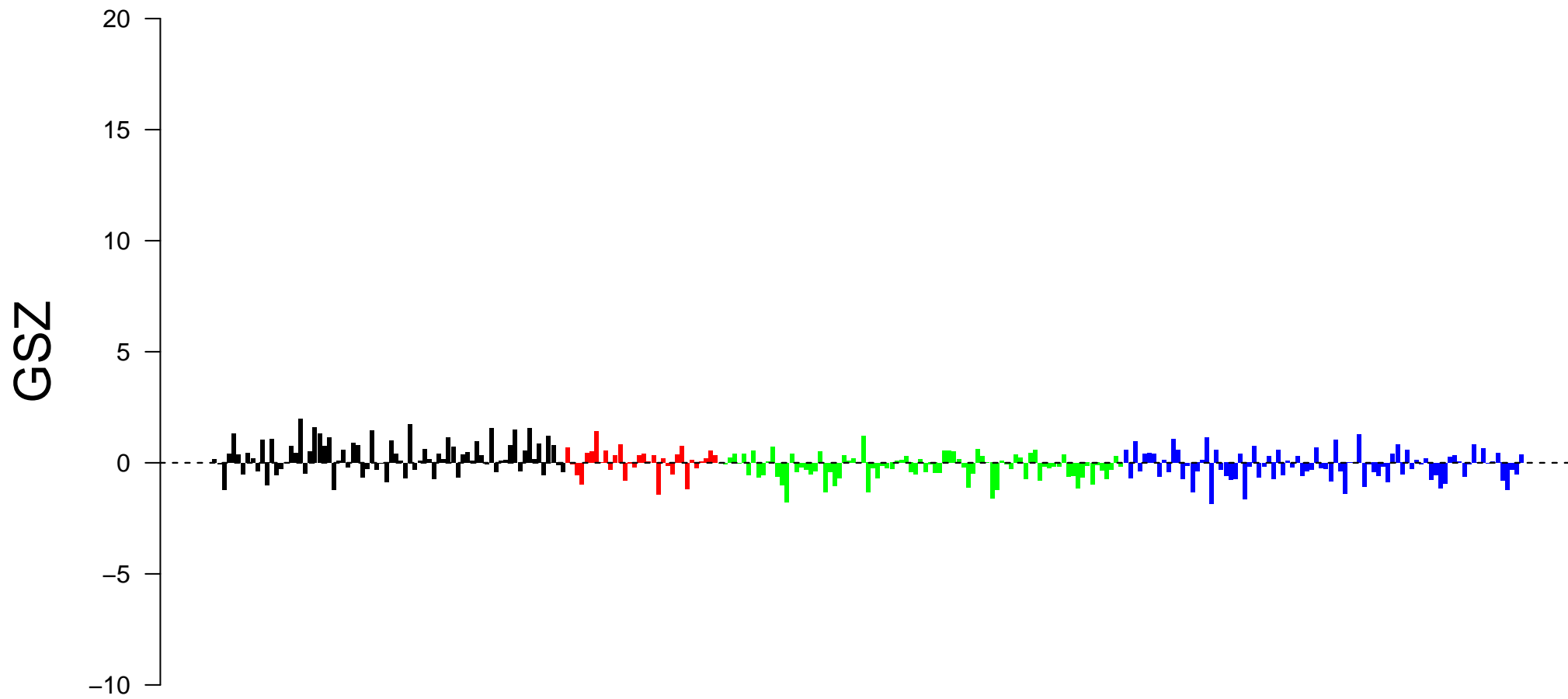
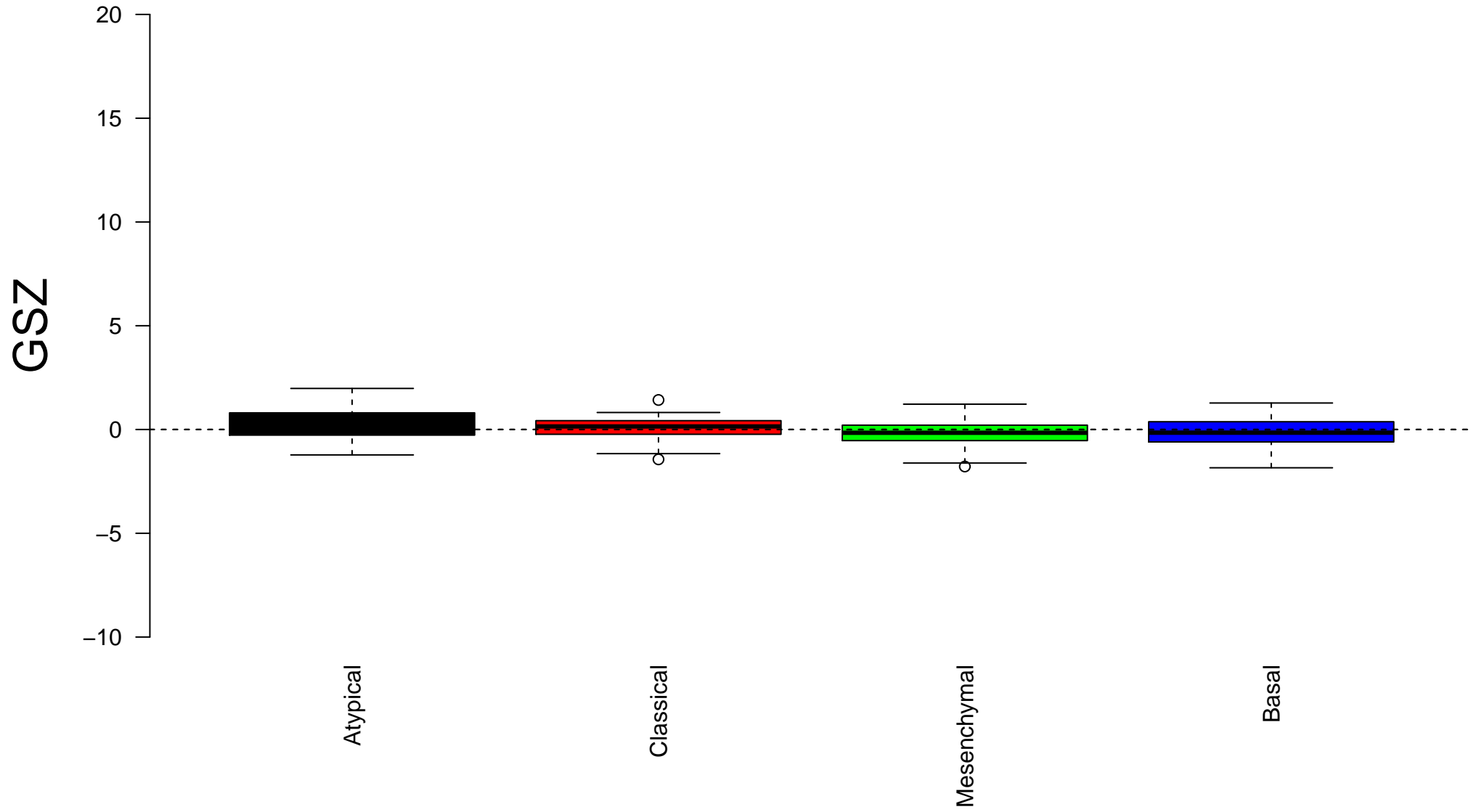



# histone H3-K4 trimethylation



# histone H3-K4 trimethylation



### Enrichment in spots: histone H3-K4 trimethylation



# Expression of histone H3-K4 trimethylation in Spot A

$\Delta e$

1.0

0.5

0.0

-0.5



# Expression of histone H3-K4 trimethylation in Spot B

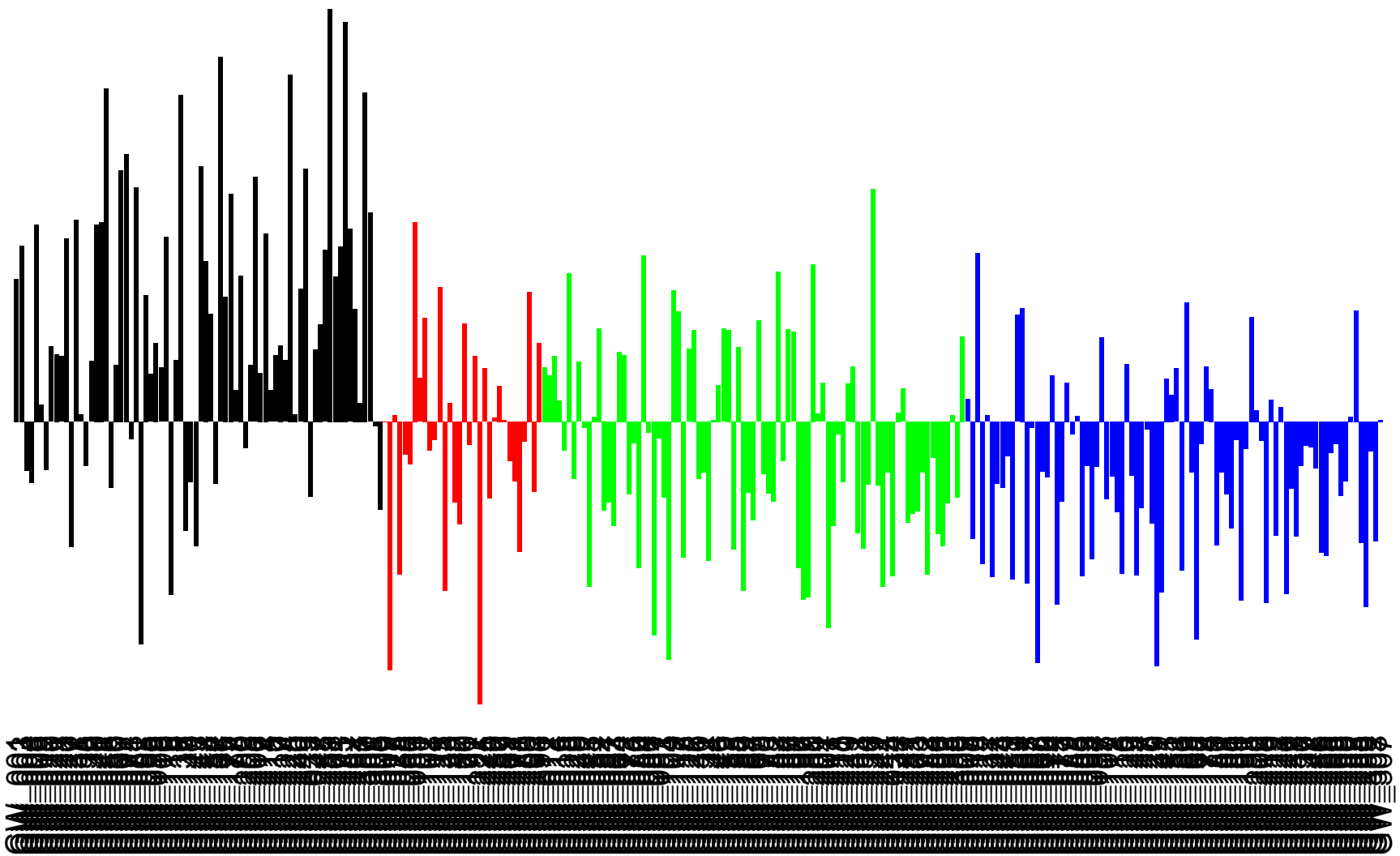
$\Delta e$

1.0

0.5

0.0

-0.5



# Expression of histone H3-K4 trimethylation in Spot C

$\Delta e$

1.0


0.5

0.0


-0.5



# Expression of histone H3-K4 trimethylation in Spot D




# Expression of histone H3-K4 trimethylation in Spot E





# Expression of histone H3-K4 trimethylation in Spot F

$\Delta e$



# Expression of histone H3-K4 trimethylation in Spot G

$\Delta e$

1.0

0.5

0.0

-0.5



# Expression of histone H3-K4 trimethylation in Spot H

$\Delta e$

1.0

0.5

0.0

-0.5



# Expression of histone H3-K4 trimethylation in Spot I

$\Delta e$

1.0

0.5

0.0

-0.5



# Expression of histone H3-K4 trimethylation in Spot J

$\Delta e$




# Expression of histone H3-K4 trimethylation in Spot K


$\Delta e$



# Expression of histone H3-K4 trimethylation in Spot L



# Expression of histone H3-K4 trimethylation in Spot M





# Expression of histone H3-K4 trimethylation in Spot N

$\Delta e$

1.0

0.5

0.0

-0.5



# Expression of histone H3-K4 trimethylation in Spot O

$\Delta e$

1.0

0.5

0.0

-0.5



# Expression of histone H3-K4 trimethylation in Spot P

$\Delta e$



# Expression of histone H3-K4 trimethylation in Spot Q

$\Delta e$

1.0

0.5

0.0

-0.5



# Expression of histone H3-K4 trimethylation in Spot R

$\Delta e$

1.0

0.5

0.0

-0.5

